



NATIONAL BUREAU OF STATISTICS

# Automotive Gas Oil (Diesel) Price Watch

(DECEMBER 2020)

**Report Date: January 2021**

***Data Source: National Bureau of Statistics (NBS)***

# CONTENTS

<b>Executive Summary</b> .....	1
<b>Average Diesel Prices Across States</b> .....	2
<b>Average Diesel Prices Across Zones</b> .....	3
<b>12 Months Average Prices</b> .....	4
<b>Appendix - Tables</b> .....	5
<b>Methodology</b> .....	6
<b>Acknowledgment and Contact</b> .....	7

# EXECUTIVE SUMMARY


Average price paid by consumers for Automotive Gas Oil (diesel) increased by 0.28% month-on-month and decreased by -2.37% year-on-year to N224.37 in December 2020 from to N223.74 in November 2020.

States with the highest average price of diesel were Taraba (N266.00), Adamawa (N262.50) and Zamfara (N257.50).

States with the lowest average price of diesel were Kwara (N195.00), Gombe (N197.50) and Osun (N201.09).

# AUTOMOTIVE GAS OIL (DIESEL) PRICE WATCH - DECEMBER 2020

## Average Diesel Prices Across States



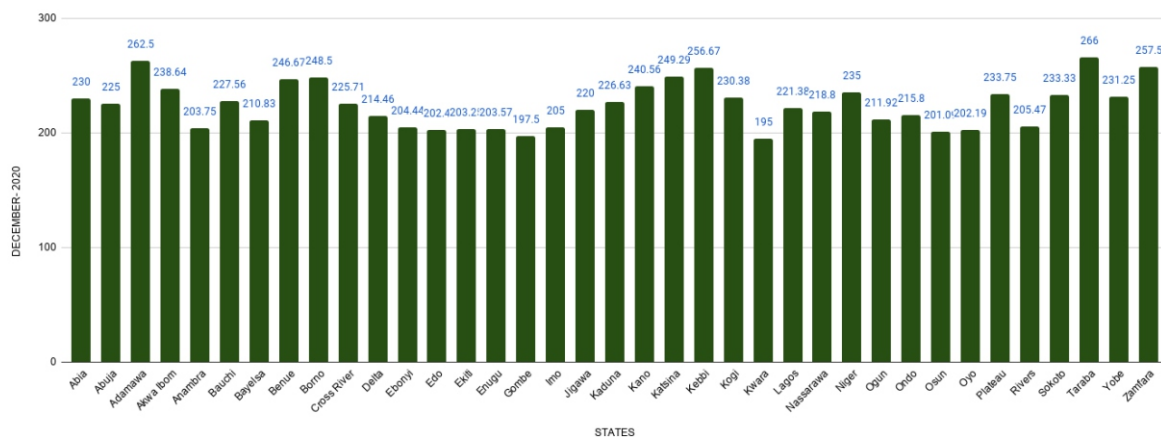
### STATES WITH THE HIGHEST AVERAGE PRICES IN DECEMBER 2020

	Dec-20	YoY %	MoM %
TARABA	266.00	7.84	5.70
ADAMAWA	262.50	12.50	10.53
ZAMFARA	257.50	11.96	3.83

### STATES WITH THE LOWEST AVERAGE PRICES IN DECEMBER 2020

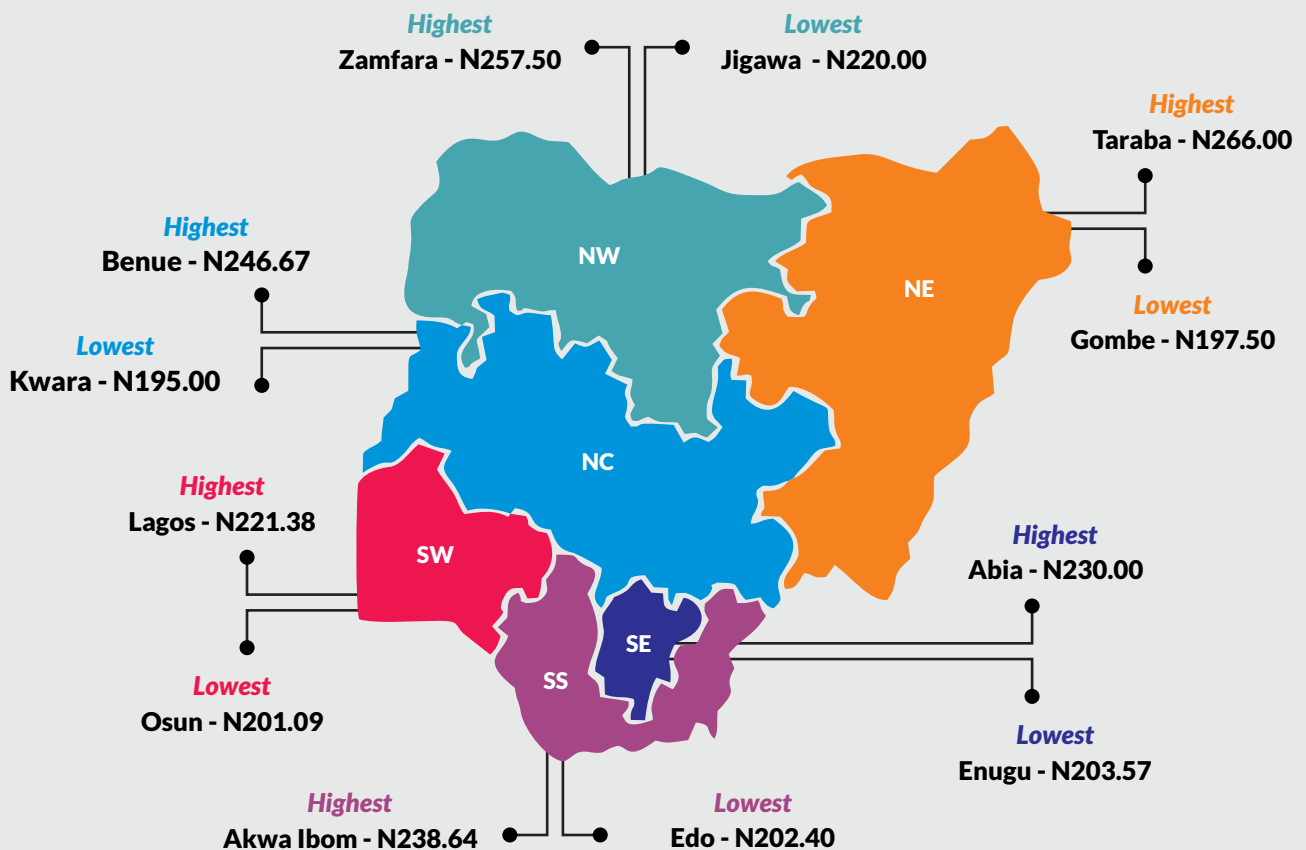
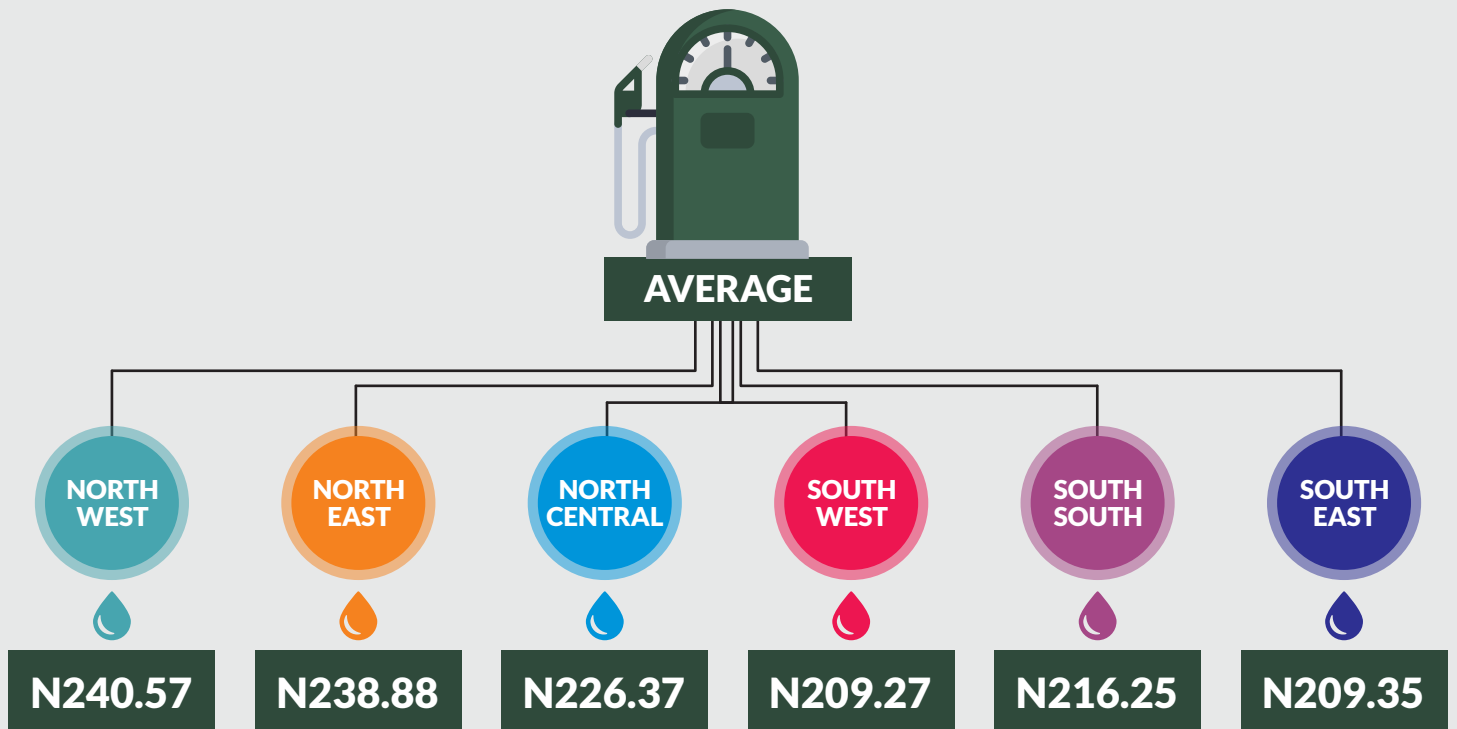
	Dec-20	YoY %	MoM %
KWARA	195.00	-17.02	6.85
GOMBE	197.50	-9.20	-1.25
OSUN	201.09	-11.61	4.37

AVERAGE DIESEL PRICES ACROSS STATES



# AUTOMOTIVE GAS OIL (DIESEL) PRICE WATCH - DECEMBER 2020

## Average Diesel Prices Across Zones



# AUTOMOTIVE GAS OIL (DIESEL) PRICE WATCH - DECEMBER 2020

## Average Diesel Prices Across States



January 2020	
Average	<b>229.78</b>
YoY	<b>2.09</b>
MoM	<b>-0.01</b>


February 2020	
Average	<b>226.25</b>
YoY	<b>0.28</b>
MoM	<b>-1.54</b>

March 2020	
Average	<b>226.78</b>
YoY	<b>-1.04</b>
MoM	<b>0.24</b>

April 2020	
Average	<b>224.11</b>
YoY	<b>-2.84</b>
MoM	<b>-1.18</b>

December 2019	
Average	<b>229.81</b>
YoY	<b>3.72</b>
MoM	<b>2.10</b>

May 2020	
Average	<b>219.13</b>
YoY	<b>-3.90</b>
MoM	<b>-2.22</b>



November 2020	
Average	<b>223.74</b>
YoY	<b>-0.59</b>
MoM	<b>1.79</b>

December 2020	
Average	<b>224.37</b>
YoY	<b>-2.37</b>
MoM	<b>0.28</b>

June 2020	
Average	<b>224.37</b>
YoY	<b>-0.14</b>
MoM	<b>2.39</b>

October 2020	
Average	<b>219.80</b>
YoY	<b>-2.83</b>
MoM	<b>0.05</b>

September 2020	
Average	<b>219.68</b>
YoY	<b>-3.62</b>
MoM	<b>-0.99</b>

August 2020	
Average	<b>221.88</b>
YoY	<b>-3.14</b>
MoM	<b>-1.14</b>

July 2020	
Average	<b>224.43</b>
YoY	<b>-0.23</b>
MoM	<b>0.03</b>



# METHODOLOGY

Field work is done solely by over 700 NBS Staff in all States of the federation supported by supervisors who are monitored by internal and external observers.

Fuel Prices are collected across all the 774 local governments across all States and the FCT from over 10,000 respondents and locations and reflect actual prices households state they actually bought those fuels together with the prices reportedly sold by the fuel suppliers.

The average of all these prices is then reported for each state and the average for the country is the average for the state.

NBS audit team subsequently conducts randomly selected verification of prices recorded.



# ACKNOWLEDGEMENTS/CONTACTS

## Acknowledgements

We acknowledge our technical partners, Proshare in the design, concept and production of this publication.




## Contact Us

 @nigerianstat

 NBSNigeria

 [www.nigerianstat.gov.ng](http://www.nigerianstat.gov.ng)

 **Head Office Address**  
Plot 762, Independence Avenue, Central  
Business District, FCT, Abuja Nigeria.

 +234 803 386 5388

 [feedback@nigerianstat.gov.ng](mailto:feedback@nigerianstat.gov.ng)